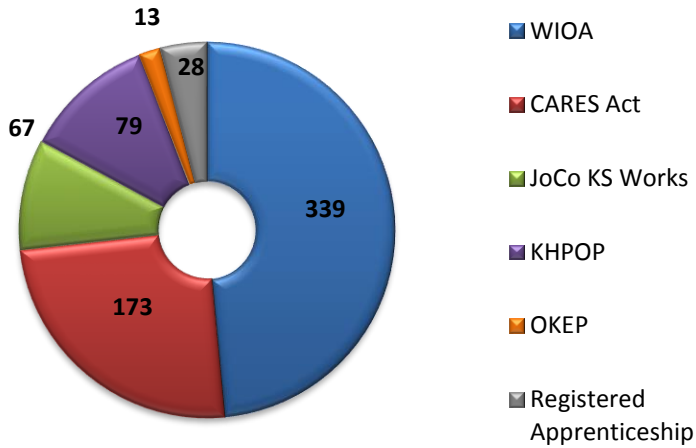
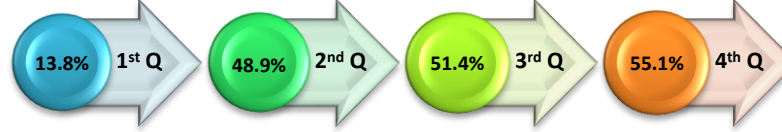


Q4 Program Participants Served



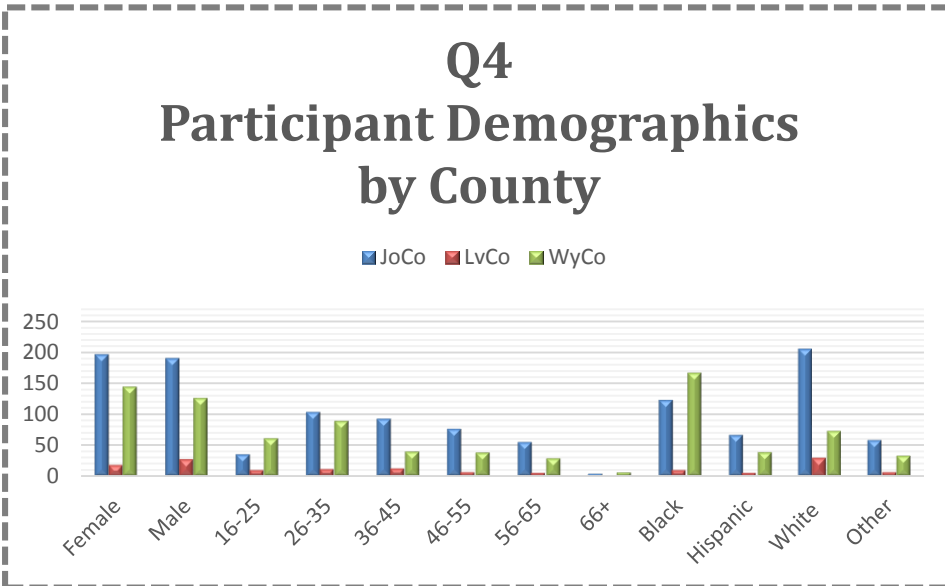
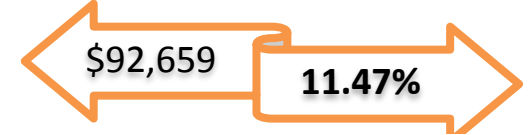
KHPOP-KS Health Profession Opportunity Project (Classroom Training)
OKEP-Older Kansans Employment Program (On-the-Job Training & Work Experience)



YTD Training Dollar Expenditures (40% Expenditure Goal Set by State)

16	On-the-Job Training	\$40,812
117	Work Experience	\$47,748
663	Occupational Skills Training	\$2,002,010
172	Pre-Vocational Training	\$10,728
28	Registered Apprenticeship	\$0
373	Supportive Services	\$112,278
Total Expended		\$2,213,576

YTD Youth/Young Adult Work Experience Expenditures (20% Expenditure Goal Set by State)

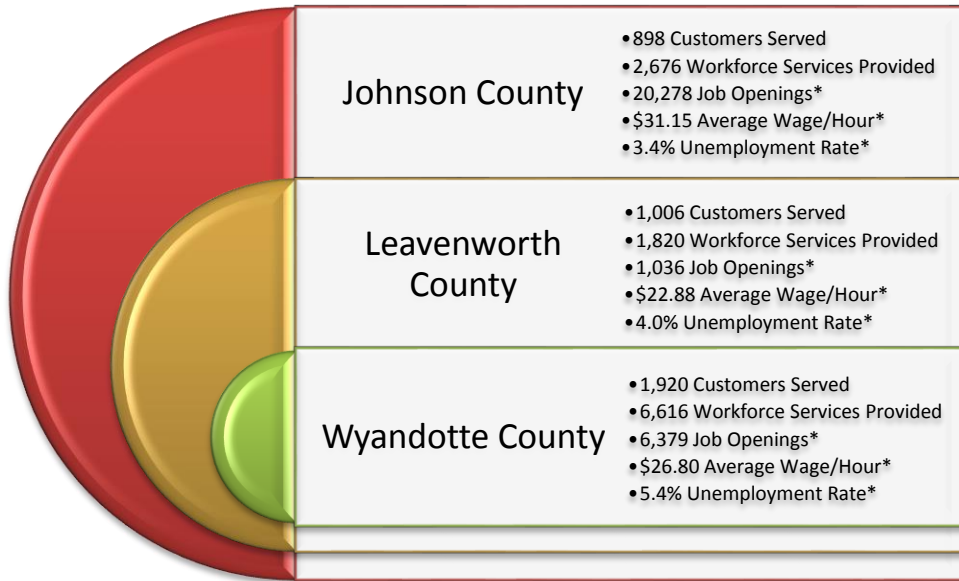


320	First Time Visitors/Tour of Service	97	WORKReady! Certificates Issued
655	UI Inquiries & Reemployment Services	23	DCF Recipients
273	Workshop/Orientation Attendees	145	Veterans
534	Training Inquiries	88	Youth Served

Performance Measures	LAIII PY20 – Q4 End	Goal PY20
Adult		
Employment Rate (2 nd Q After Exit)	72.47%	76%
Employment Rate (4 th Q After Exit)	70.19%	74%
Median Earnings	\$7,004	\$5,751
Credential Rate (4Qs After Exit)	85.64%	74.6%
Measurable Skills Gain	75.31%	53.2
Dislocated Worker		
Employment Rate (2 nd Q After Exit)	72.38%	82.5%
Employment Rate (4 th Q After Exit)	75.91%	79%
Median Earnings	\$10,489	\$9,100
Credential Rate (4Qs After Exit)	98.15%	78.6%
Measurable Skills Gain	84.78%	69.3%
Youth		
Placement in Employment, Education or Training (2 nd Q After Exit)	67.92%	72.5%
Placement in Employment, Education or Training (4 th Q After Exit)	61.21%	69.1%
Median Earnings	\$1,896	\$4,145
Credential Rate (4Qs After Exit)	64.71%	59%
Measurable Skills Gain	43.24%	57.6%

WIOA PERFORMANCE MEASURE OUTCOMES
(Measure is met at 90% of PY20 Goal)

98.5% Overall Customer/Employer Satisfaction

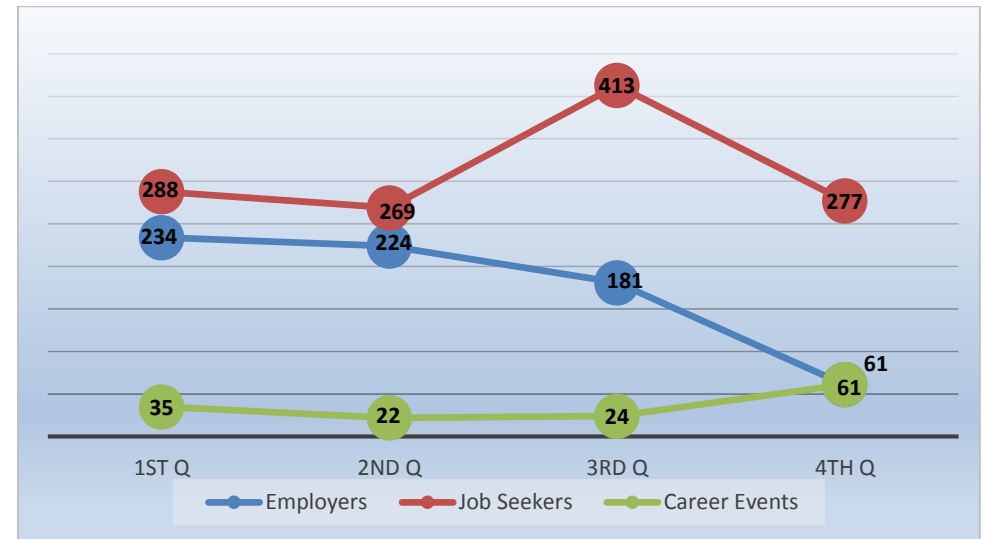


*KS Department of Labor Statistics
*UI Rate as of August 2021

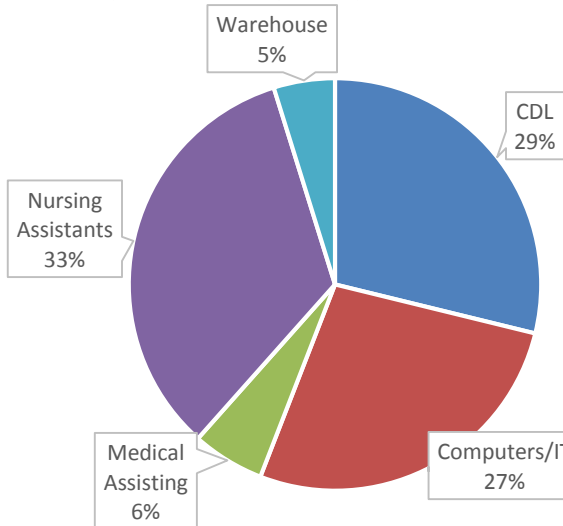


Career Events & Attendance

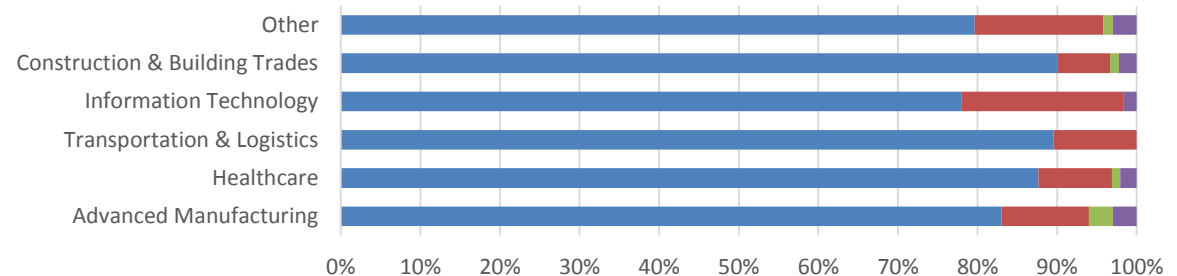
Q4 19 Johnson 28 Leavenworth 14 Wyandotte



Top 5 Training Programs Attended



Employer Engagement by Sector & County



	Advanced Manufacturing	Healthcare	Transportation & Logistics	Information Technology	Construction & Building Trades	Other
Existing Employers	83	85	103	46	81	133
New JoCo	11	9	12	12	6	27
New LVCo	3	1	0	0	1	2
New WyCo	3	2	0	1	2	5