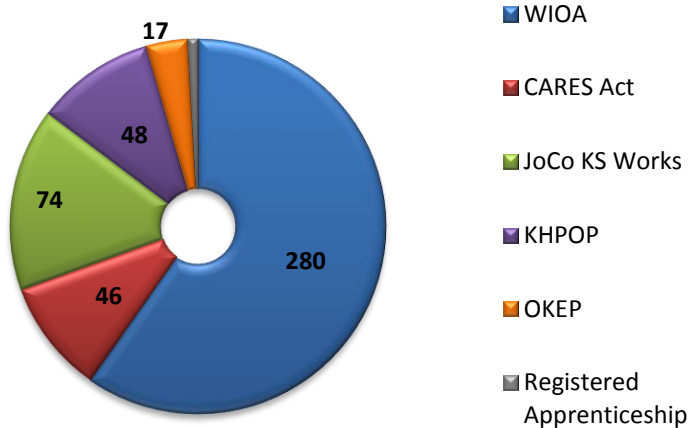



## 2nd Q Program Participants Served



**KHPOP**-KS Health Profession Opportunity Project (Classroom Training)  
**OKEP**-Older Kansans Employment Program (On-the-Job Training & Work Experience)



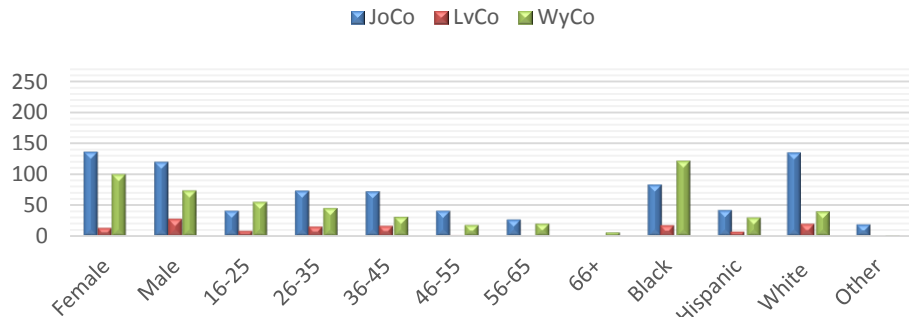
### YTD Training Dollar Expenditures (40% Expenditure Goal Set by State)

6	On-the-Job Training	\$7,197
15	Work Experience	\$36,570
291	Occupational Skills Training	\$626,080
6	Pre-Vocational Training	\$7,663
4	Registered Apprenticeship	\$0
145	Supportive Services	\$34,802
<b>Total Expended</b>		<b>\$712,312</b>

### YTD Youth/Young Adult Work Experience Expenditures (20% Expenditure Goal Set by State)



## 2nd Quarter Participant Demographics by County

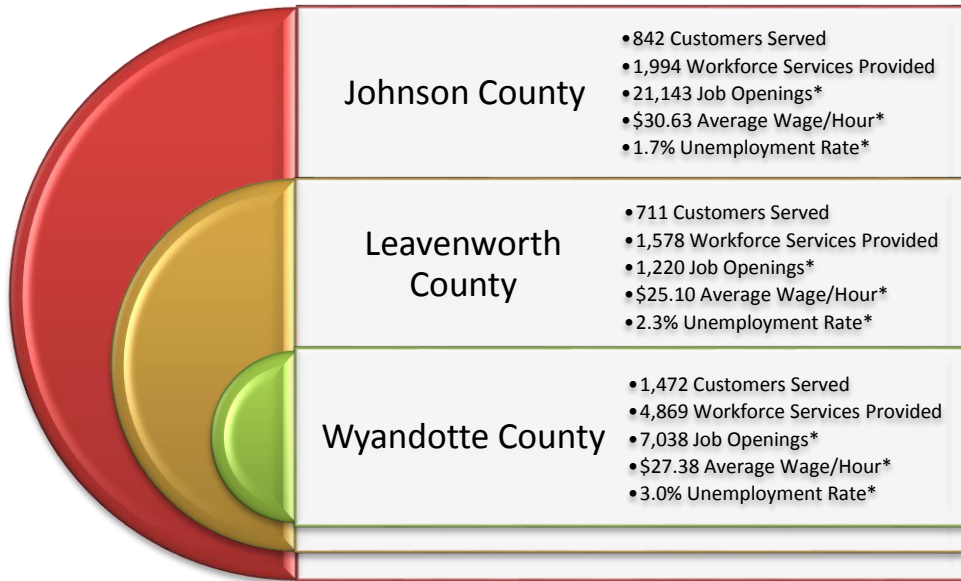


<b>183</b>	First Time Visitors/Tour of Service	<b>64</b>	WORKReady! Certificates Issued
<b>521</b>	UI Inquiries & Reemployment Services	<b>6</b>	DCF Recipients
<b>185</b>	Workshop/Orientation Attendees	<b>115</b>	Veterans
<b>509</b>	Training Inquiries	<b>147</b>	Youth Served

Performance Measures	LAIII PY21 – Q2	Goal PY21
<b>Adult</b>		
Employment Rate (2 <sup>nd</sup> Q After Exit)	74.19%	76%
Employment Rate (4 <sup>th</sup> Q After Exit)	72.28%	74%
Median Earnings	\$7,258	\$5,751
Credential Rate (4Qs After Exit)	86.67%	74.6%
Measurable Skills Gain	33.66%	53.2
<b>Dislocated Worker</b>		
Employment Rate (2 <sup>nd</sup> Q After Exit)	70.59%	82.5%
Employment Rate (4 <sup>th</sup> Q After Exit)	73.91%	79%
Median Earnings	\$8,918	\$9,100
Credential Rate (4Qs After Exit)	80.00%	78.6%
Measurable Skills Gain	55.56%	69.3%
<b>Youth</b>		
Placement in Employment, Education or Training (2 <sup>nd</sup> Q After Exit)	78.57%	72.5%
Placement in Employment, Education or Training (4 <sup>th</sup> Q After Exit)	68.00%	69.1%
Median Earnings	\$3.337	\$4,145
Credential Rate (4Qs After Exit)	53.13%	59%
Measurable Skills Gain	12.50%	57.6%

**WIOA PERFORMANCE MEASURE OUTCOMES**  
(Measure is met at 90% of PY21 Goal)

## 98.4% Overall Customer/Employer Satisfaction

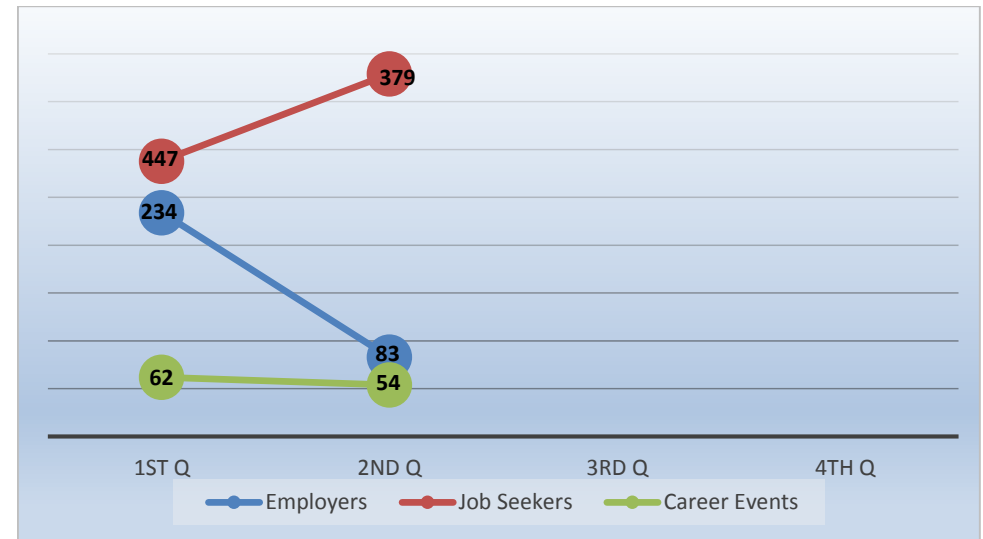


\*KS Department of Labor Statistics  
\*UI Rate as of January 2022

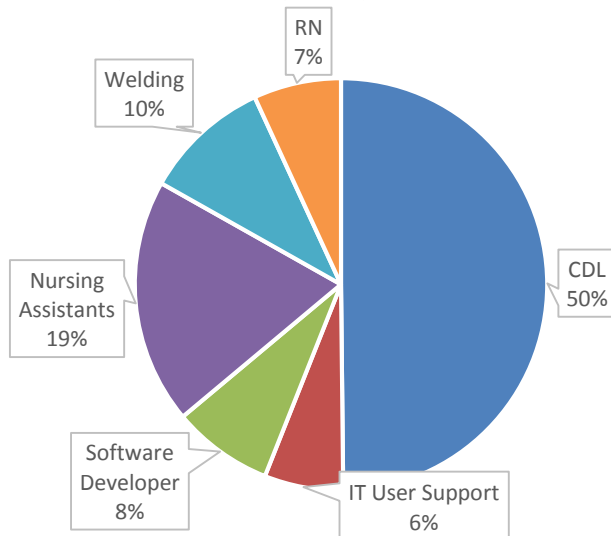


## Career Events & Attendance

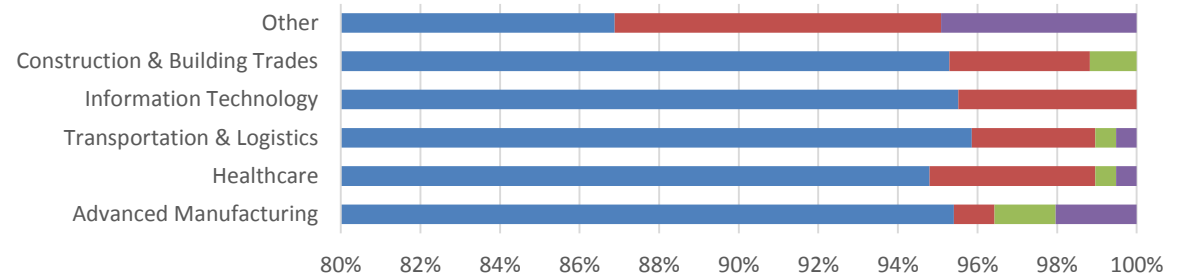
2nd Q 9 Johnson 28 Leavenworth 17 Wyandotte



## Top 6 Training Programs Attended



## Employer Engagement by Sector & County



	Advanced Manufacturing	Healthcare	Transportation & Logistics	Information Technology	Construction & Building Trades	Other
Existing Employers	187	182	185	128	81	53
New JoCo	2	8	6	6	3	5
New LVCo	3	1	1	0	1	0
New WyCo	4	1	1	0	0	3